

PRODUCT LINEUP: SPLIT

NEW

Wall Mounted ECO Range

Comfort for Large Room



ALL DC



Model: ASYG18KLCA / ASYG24KLCA



Wireless R.C.



For ASYG18KLCA

For ASYG24KLCA

Specifications

Model No.	Indoor unit		Outdoor unit		ASYG18KLCA	ASYG24KLCA
	Outdoor unit		AOYG18KLTA		AOYG24KLTA	
Power Source					Single-phase ~230V, 50Hz	
Capacity	Cooling	kW			5.2(0.9~5.5)	7.1(0.9~7.7)
	Heating	kW			6.3(0.6~6.6)	8.0(0.9~9.0)
Input Power	Cooling/Heating	kW			1.685/1.80	2.42/2.225
EER	Cooling				3.09	2.93
	Heating	W/W			3.50	3.60
COP	Cooling/Heating(-10°C)	kW			5.20/4.80	7.10/7.10
Pdesign	Cooling				7.20	7.10
SEER	Heating (Average)	W/W			4.30	4.00
SCOP	Cooling				A++	A++
Energy Efficiency Class	Heating (Average)				A+	A+
Max. Operating Current	Cooling/Heating	A			9.5/13.5	13.5/17.5
Annual Energy Consumption	Cooling	kWh/a			253	350
	Heating	kWh/a			1563	2485
Moisture Removal		l/h			1.9	3.1
Sound Pressure Level	Indoor (Cooling)	H/M/L/Q			47/44/40/35	51/45/38/33
	Indoor (Heating)	H/M/L/Q			50/45/41/37	52/45/41/37
Sound Power Level	Outdoor (Cooling/Heating)	High	dB(A)		50/56	55/57
	Indoor (Cooling/Heating)	High			60/65	64/65
Airflow Rate	Indoor (Cooling/Heating)	High			61/66	65/67
	Indoor / Outdoor	High	m ³ /h		cool:865/1830 heat:995/2265	cool:1040/2885 heat:1040/3030
Net Dimensions H x W x D	Indoor		mm		293*790*249	293*790*249
			kg (lbs)		9.5	9.5
Weight	Outdoor		mm		542*799*290	632*799*290
			kg (lbs)		33	38
Connection Pipe Diameter (Liquid / Gas)		mm		6.35/9.52	6.35/12.70	
Drain hose Diameter (I.D./O.D.)		mm		13.8/15.8 to 16.7	13.8/15.8 to 16.7	
Max Pipe Length (Pre-Charge)		m		25 (15)	30 (15)	
Max Height Difference				20	25	
Operation Range	Cooling	°CDB			-10 to 46	-10 to 46
	Heating				-15 to 24	-15 to 24
Refrigerant	Type (Global Warming Potential)				R32(675)	R32(675)
	Charge	kg(CO2eq-1)			0.85(0.574)	1.10(0.743)

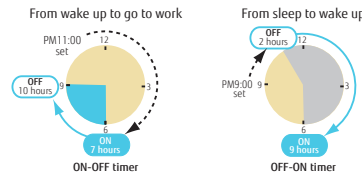
Narrow width & Compact Design

Powerful airflow is realized despite 790mm width compact design.



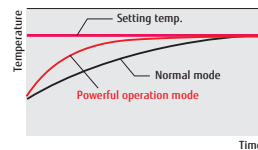
ON-OFF Programmable timer

You can set an integrated ON-OFF or OFF-ON timer suitable for your life style. (Setting time: 0.5, 1, 1.5, 2, 2.5, -----9.5, 10, 11, 12 hours)



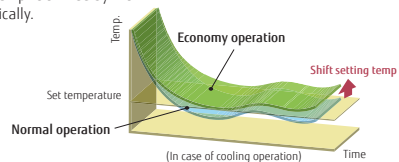
Powerful operation

20 minutes continuous operation by maximum airflow and maximum compressor speed is possible. Rapid cooling and heating makes the room comfortable quickly.

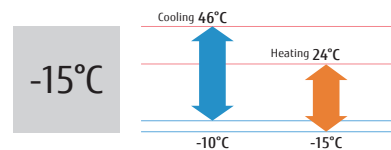


Economy operation

Setting temp. is shifted by 1°C automatically.



Low ambient operation

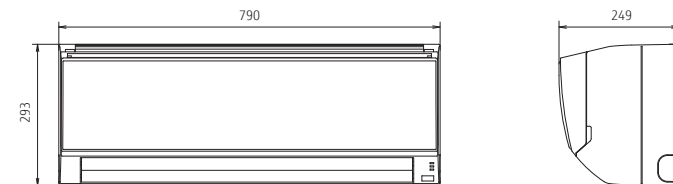


Optional parts

Remote Controller Holder: UTZ-RXLA

Dimensions

(Unit : mm)



SPLIT, MULTI SPLIT, VRF, VENTILATION, OPTIONAL PARTS, AIR TO WATER